ALIASONIC

Transit-Time Ultrasonic Flowmeter

Model AUF750 Series

GENERAL

ALIASONIC AUF750 series is a fixed mounted, transit-time ultrasonic Flowmeter. It features clamp-on style transducers for non-invasive measurement of clean homogeneous liquid processes. This user friendly microprocessor based, field programmable flowmeter ensures that the flow of existing processes can be performed without interrupting the flow and has very low installation costs.

FEATURES

- 4 line LCD display with flowrate, totalizer & signal condition
- Stores up 64 Day/Month/Year Totalizer daily value
- Batch control function
- Wide range velocities of 0.01 ... +/- 32 m/s
- Transducers for pipe size from 3/8" to 236"
- High accuracy of +/-0.5% of reading
- Built-in magnet in transducers, no need for steady tool on metal pipe
- Data logger function, include date, totalizer, signal condition... etc
- Response time less than 1 second

STANDARD SPECIFICATION

- Measuring Principle : Transit time difference
- Pipe Size : S Type : 15 mm ... 100 mm (1/2" ... 4")
  : M Type : 50 mm ... 1000 mm (2" ... 40")
  : L Type : 300 mm ... 6000 mm (12" ... 240")
  : HS Type : 15 mm ... 100 mm (1/2" ... 4")
  : HM Type: 50 mm ... 1000 mm (2" ... 40")
- Pipe Material : Cast Iron, Stainless Steel, Ductile Iron Copper, PVC, Aluminum, Fiberglass... etc.
- Liner Material : Tar Epoxy, Rubber, Mortar, Polypropylene, Polystyrol, Polyethylene, Teflon… etc
- Display : 4 Line LCD with illumination
  Flowrate : 5 digit with decimal point
  Totalizer : 8 digit, Forward, Reverse & Net values.
  Engineer Unit : M3, Liter, US Gallon, Imperial Gallon, Million Gallon, Cubic Feet, US Barrels, Imperial Barrels, Oil Barrel
  Time Unit : Second, Minute, Hour, Day
  Other : Velocity, Date, Time, Signal condition.
- Accuracy : +/- 1% ~ +/- 2% of reading (0.5 ... 30 m/s)
  : +/- 0.5% of reading (Online calibration)
- Repeatability : +/-0.2% of reading
- Temperature Input : 4-20 mA * 2 points for BTU calculation
  Function : T, Measurements for Thermal Energy
- Keypad : 16 Key with tactile action
- Response Time : Less than 1 second
- Flow Velocity : 0.01 ... +/- 32 m/s
- Resolution : 0.0001 m/s
- Ambient Temperature : -4 ... 122 °F
- Mounting : Wall mounting
- Max. Cable Length : 985 f
- Power Consumption : Less than 2W
- Power Supply : 90 ... 260Vac 50/60 Hz or 8-36Vdc
- Data Storage : Operation parameters and totalizer figures are stored by EEPROM for more than 10 years
- Output : 4-20 mA or 0-20 mA
- Pulse Output : 1- 9999 Hz
- Data Logger : Limitless overwriting in 64 columns (Flowrate, totalizer, time, date included)
- Alarm : High/Low with buzzer
- Communication : RS-232
- Dimensions : 9" * 8" * 4"
- Weight : 3.3 lb
- Protection Class
  Converter : IP65
  Sensor : IP68 (Submersible)

CE

Volition Controls Corp
Instruments, Valves & Fittings

333 N. Falkenburg Rd., Unit A-113
Tampa, FL 33619
O: (813) 714-7006
F: (813) 714-7536
sales@volitioncc.com - www.volitioncc.com

SENSOR SPECIFICATION

- **Fluid Temperature : -40 ~ 110 °C**
- S Type

Pipe Size : 15 ~ 100 mm (1/2" ~ 4")

Dimensions : 45 * 25 * 28 mm

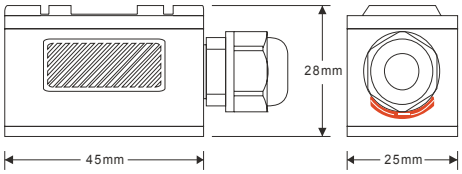

- M Type

Pipe Size : 50 ~ 1000 mm (2" ~ 40")

Dimensions : 64 * 39 * 44 mm

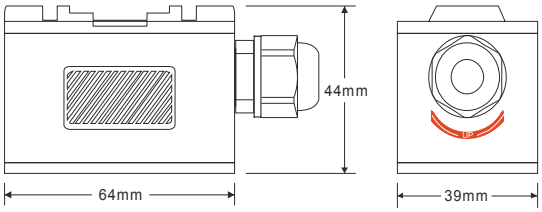

- L Type

Pipe Size : 300 ~ 6000 mm (12" ~ 240")

Dimensions : 98 * 54 * 53 mm

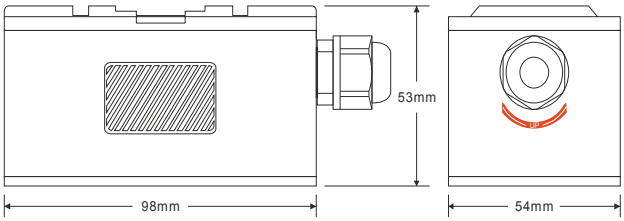

- **Fluid Temperature : -40 ~ 160 °C**
- HS Type

Pipe Size : 15mm ~ 100mm (1/2" ~ 4")

Dimensions : 45 * 25 * 28 mm

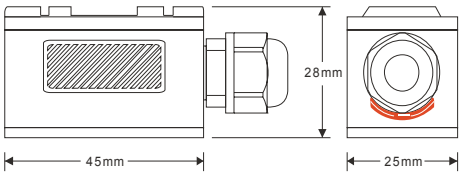

- HM Type

Pipe Size : 50mm ~ 1000mm (2" ~ 40")

Dimensions : 64 * 39 * 44 mm

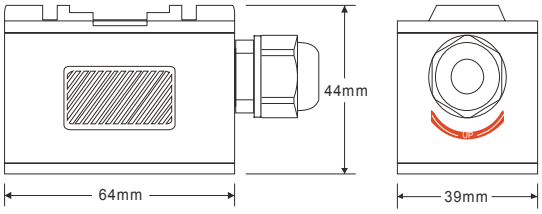

DIMENSIONS FOR ULTRASONIC FLOWMETER

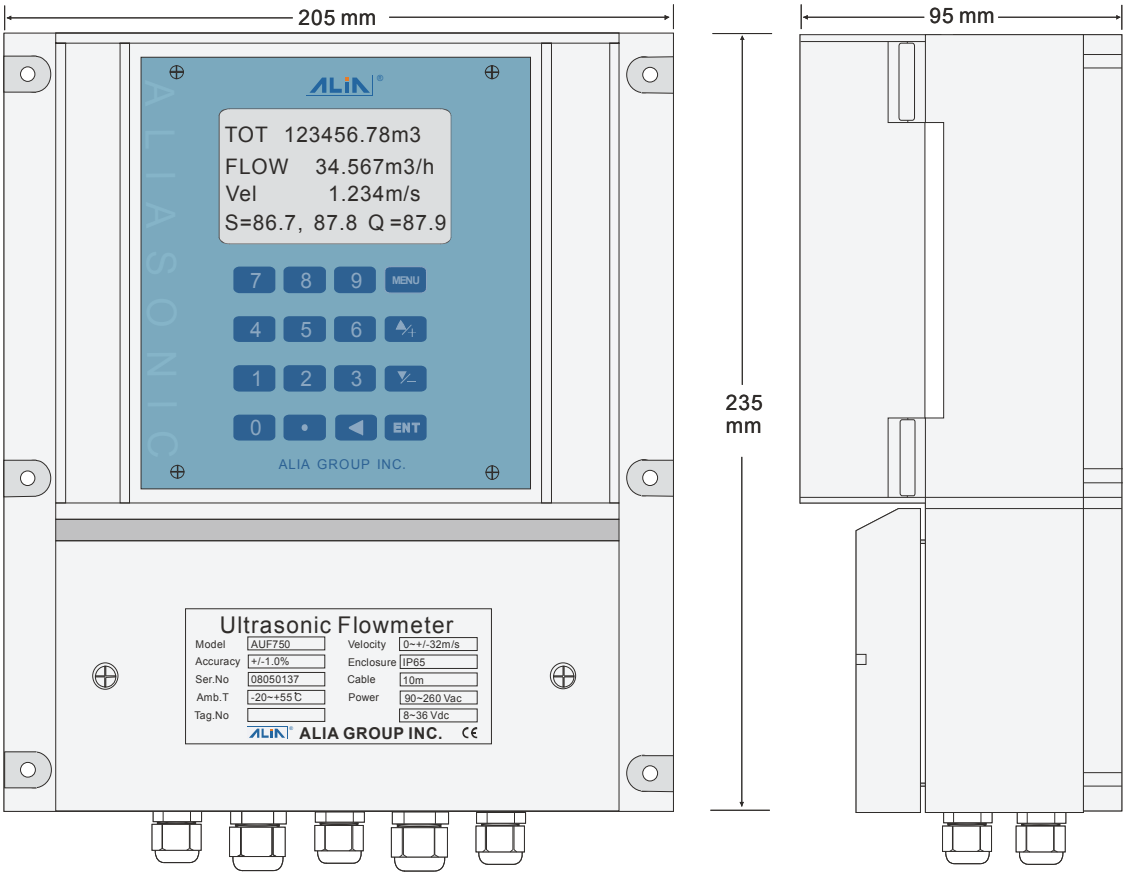

WIRING DIAGRAM

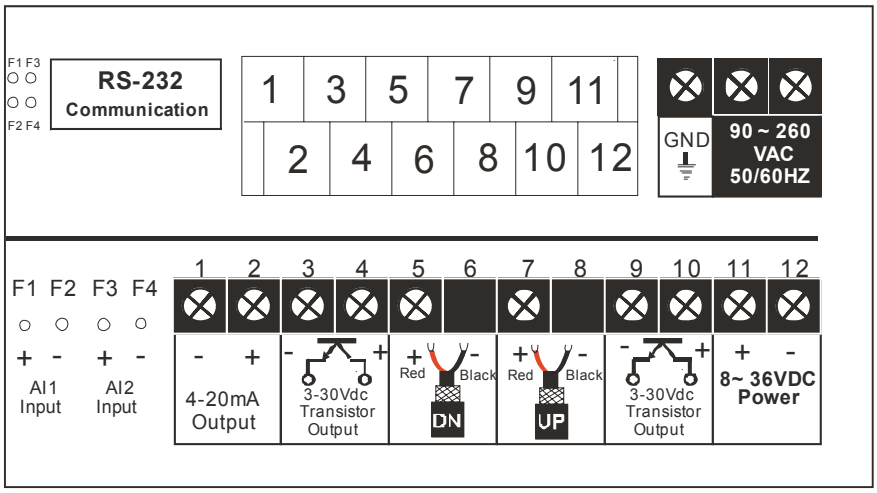

ACCESSORIES

INSTALLATION

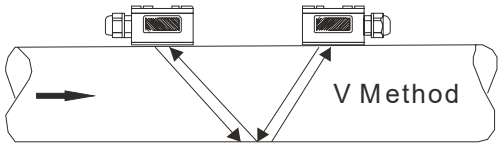

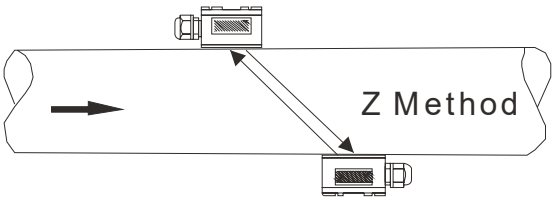

CONDITIONS ON STRAIGHT PIPE

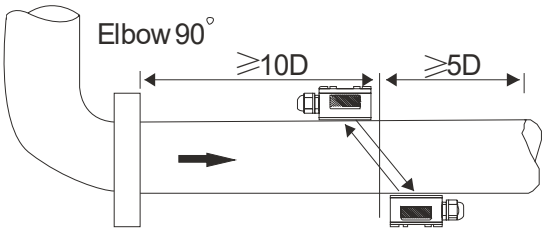

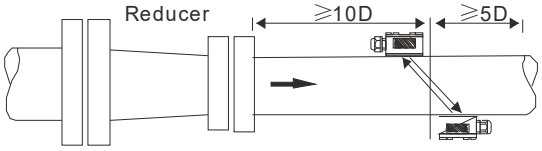

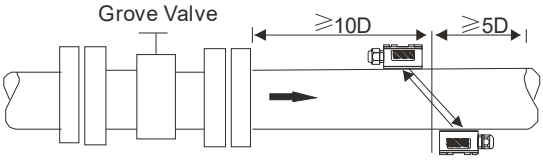

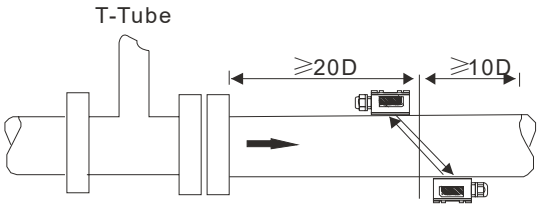

MODEL SELECTION GUIDE

AUF750 Series					
Example 1: AUF750-S-010-NN (AUF750 Converter + Small Sensor-1/2" ... 4" + Cable 10M + 90-260 Vac or 8-36VDC Power)					
	AUF750-	X	-XXX	-XX	Description
Basic Selection	AUF750-				Basic Model, Include * AUF750 Converter * Mounting Belt * Acoustic Gel * Fixed Glue
Detector		S			Small Sensors, 15 ... 100 mm (1/2" ... 4"),-40 ... 230 °F
		M			Middle sensors, 50 ... 1000 mm (2" ... 40"),-40 ... 230 °F
		L			Large Sensors, 300 ... 6000 mm (12" ... 240"),-40 ... 230 °F
		HS			High-Temperature Small Sensors, 15...100mm (1/2"...4”), -40 ... 320 °F
		HM			High-Temperature Middle Sensors, 50...1000mm (2”...40"), -40 ... 320 °F
Signal Cable Length			- NNN		10... 985 f
Power Supply				- NN	90-260VAC, 50/60 Hz or 8-36VDC